




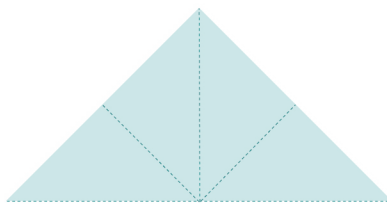
SNØKRYSTALL




1. klipp til et kvadrat. F.eks 21x21 cm



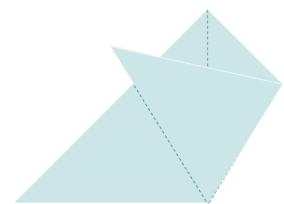
4. Snu arket og brett over



2. Brett inn diagonalt til en trekant



7. Brett over på midten og klipp av ved striplet linje



3. Brett inn det ene hjørnet litt over kanten.



8. Tegn på mønster og klipp ut